

**【Product Name】**

Diabetes Panel

**【Packing Specification】**

Type A: 1 Test / Disc, 10 Discs / Box;

Type B: 1 Test / Disc, 10 Discs / Box.

Type A without diluent container; Type B with diluent container.

**【Testing instrument】**

Celercare V or Pointcare V chemistry analyzer

**【Intended Use】**

The Diabetes Panel used with the Celercare V or the Pointcare V chemistry analyzer, is intended to be used for the in vitro quantitative determination of triglycerides (TG), total cholesterol (CHOL), glucose (GLU) and fructosamine (FRU) in heparinized whole blood, heparinized plasma, or serum in a clinical laboratory setting or point-of-care location.

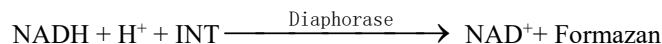
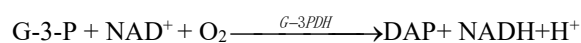
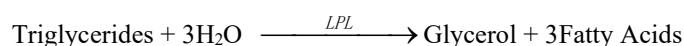
The Diabetes Panel measurements are used in the diagnosis of carbohydrate and lipid metabolism disorders.

**【Principles of Testing】**

The Diabetes Panel is used to quantitatively test the concentration of the four biochemical indicators in the sample, which is based on the spectrophotometry. The principles are as follows:

**1. Triglycerides (TG)**

The TRIG assay is an enzymatic end-point method that makes use of four enzymes. The reaction mechanism follows:

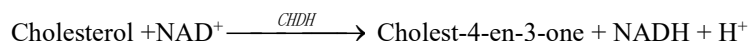
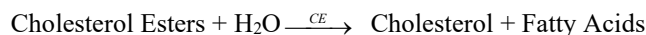


In the first step, the triglycerides are hydrolyzed into glycerol and fatty acids in a reaction catalyzed by lipoprotein lipase. Glycerol is then phosphorylated in an ATP-requiring reaction catalyzed by glycerol kinase (GK). The glycerolphosphate is then oxidized to dihydroxyacetone phosphate with the simultaneous reduction of NAD<sup>+</sup> to NADH in a reaction catalyzed by glycerol-3-phosphate dehydrogenase (G-3-PDH). The NADH is then oxidized with the simultaneous reduction of INT in a reaction catalyzed by diaphorase. The intensity of the highly colored formazan is measured bichromatically at 505/800 nm and is directly proportional to the concentration of triglycerides in the sample.

**2. Total Cholesterol (CHOL)**

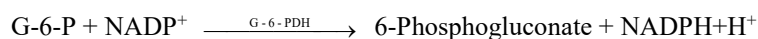
The reaction of CHOL is an enzymatic end-point method that uses cholesterol esterase (CE) and

cholesterol dehydrogenase (CHDH). CE hydrolyzes cholesterol esters to form cholesterol and fatty acids. The CHDH reaction converts cholesterol to cholest-4-en-3-one. The NADH is measured bichromatically at 340 nm and 546 nm. NADH production is directly proportional to the amount of cholesterol present. An assay-specific blank is also monitored to ensure no extraneous reactions interfere with the calculations of CHOL levels.



### 3. Glucose (GLU)

The reaction of glucose with adenosine triphosphate (ATP) catalyzed by hexokinase (HK), produces glucose-6-phosphate (G-6-P) and adenosine diphosphate (ADP). Glucose-6-phosphate dehydrogenase (G-6-PDH) catalyzes the reaction of G-6-P into 6-phosphogluconate and the reduction of nicotinamide adenine dinucleotide phosphate (NADP<sup>+</sup>) to NADPH.



The absorbance is measured bichromatically at 340 nm and 405 nm. The production of NADPH is directly proportional to the amount of glucose present in the sample.

### 4. Fructosamine (FRU)

Serum glucose can react with the amino group at the end of albumin and other serum proteins to produce the polymer structure of Keto-amine. This Keto-amine structure reacts with nitro blue tetrazolium (NBT) to form a blue complex in an alkaline environment. The absorbance of 546/800nm wavelength is proportional to the concentration of fructosamine in the sample.

#### 【Principle of Operation】

Refer to the Celercare V or the Pointcare V chemistry analyzer Operator’s Manual, for the Principles and Limitations of the Procedure.

#### 【Description of Reagents】

Each Diabetes Panel contains lyophilized test-specific reagent beads. A lyophilized blank reagent bead includes in each disc for a judgment of error 0209.

Type B is the reagent disc with diluent container.

Type A is the reagent disc without diluent container.

Calibration information is included in barcode code. Please check it on the label.

The component of each Diabetes Panel is as follows (after redissolution):

Component	Quantity
Triglycerides assay reagent	13.5µL
Total Cholesterol assay reagent	13.5 µL
Glucose assay reagent	6.6 µL

---

Fructosamine assay reagent	13.5 µL
Stabilizer	Appropriate amount

---

**【Storage】**

Store reagent discs in their sealed pouches at 2-8°C (36-46°F). Do not expose opened or unopened discs to direct sunlight or temperatures above 32°C (90°F). Reagent discs may be used until the expiration date included on the package. The expiration date is also encoded in the unique code printed on the sealing pouch. An error message will appear on the Celercare V or the Pointcare V chemistry analyzer display if the reagents have expired.

A torn or otherwise damaged pouch may allow moisture to reach the unused disc and adversely affect reagent performance. Do not use a disc from a damaged pouch.

**【Sample Requirements】**

Sample collection techniques are described in the “Sample requirement” section of the Celercare V or the Pointcare V chemistry analyzer Operator’s Manual.

The required sample usage is 100 µL of lithium heparin whole blood, lithium heparin plasma, serum or quality controls. Please add diluent when using Type A. The required diluent usage is 430 µL of sterilized water for injection.

Whole blood samples collected by venipuncture must be homogeneous before transferring the sample to a reagent disc.

At the same time, it is necessary to carry out the test within 60 minutes. Before taking the test, shake the lithium heparin blood collection tube gently upside down several times.

The glucose concentration is affected by the patient's feeding time and the storage environment after the sample is collected. In order to accurately measure glucose, a sample of the patient should be taken after at least 12 hours of fasting. For uncentrifuged samples stored at room temperature, the glucose concentration is reduced by about 5-12 mg / dL in 1 hour.

Use only lithium heparin evacuated specimen collection tubes for whole blood or plasma samples.

The test was started within 10 minutes after transferring the sample to the reagent disc.

**【Interfering Substances】**

Studies on known drugs or chemicals have found that when the interfering substances contained in the sample exceed the contents in the table below, the final test results are affected.

---

Analyte	Interfering substances concentration (≤)			
	Bilirubin mg/dL	Intralipid mg/dL	Hemoglobin mg/dL	Vitamin C mg/dL
TG	40	—	1000	50
CHOL	40	1000	800	40
GLU	40	600	1000	50
FRU	10	500	200	10

---

**【Procedure】**

■ **Materials Provided**

Diabetes Panel

Celercare V or Pointcare V chemistry analyzer

Please add diluent into the diluent port when using Type A (sterilized water for injection); please tear off the aluminum strip before using for Type B.

Transfer pipettes (fixed volume 100 µL for sample and 430µL for diluent) and tips

■ **Test Procedure**

The complete sample collection and step-by-step operating procedures are detailed in the Celercare V or the Pointcare V chemistry analyzer Operator’s Manual.

■ **Calibration**

Each batch of reagent is calibrated using Randox standard serum to obtain the disc-specific calibration parameters before shipment.

The calibration parameters stored in the two-dimensional code printed on the sealed pouch are provided to analyzer at the time of scanning the code.

Refer to the Celercare V or the Pointcare V chemistry analyzer Operator’s Manual for the specific information.

■ **Quality Control**

Refer to Operator’s Manual of the Celercare V or the Pointcare V chemistry analyzer. Performance of the Celercare V or the Pointcare V chemistry analyzer can be verified by running controls. For a list of approved quality control materials with acceptance ranges.

If control results are out of range, repeat one time. If still out of range, call MNCHIP customer service or local distributors for technical support. Do not report the results if controls are outside their labeled limits.

■ **Results**

The Celercare V or the Pointcare V chemistry analyzer automatically calculates and prints the analyte concentrations in the sample. Details of the endpoint and rate reaction calculations are found in the Celercare V or the Pointcare V chemistry analyzer Operator’s Manual.

**【Normal Reference Ranges】**

These ranges are provided as a guideline only. It is recommended that your office or institution establish normal ranges for your particular patient population.

Analyte	SI Units	Common Units
TG	Dog: 0.10 ~ 0.90mmol/L	Dog: 9 ~ 80mg/dL
	Cat: 0.10 ~ 0.90mmol/L	Cat: 9 ~ 80mg/dL
CHOL	Dog: 2.84 ~ 8.26mmol/L	Dog: 110 ~ 320mg/dL
	Cat: 1.68 ~ 5.81mmol/L	Cat: 65 ~ 225mg/dL
GLU	Dog: 3.89 ~ 7.95mmol/L	Dog: 70 ~ 143mg/dL
	Cat: 4.11 ~ 8.84mmol/L	Cat: 74 ~ 159mg/dL
FRU	Dog: 150 ~ 331µmol/L;	Dog: 150 ~ 331µmol/L;
	Cat: 190 ~ 383µmol/L	Cat: 190 ~ 383µmol/L

**【Interpretation of Results】**

Physiological interferences (hemolysis, icterus and lipemia) cause changes in the reported concentrations of some analytes. The sample indices are printed on the bottom of each printout to inform the operator about the abnormal sample. The operator should avoid sample hemolysis caused by irregular blood collection.

The Celercare V or the Pointcare V chemistry analyzer suppresses any results that are affected by >10% interference from hemolysis, lipemia or icterus. “HEM”, “LIP”, or “ICT” respectively, is printed on the printout in place of the result.

Any result for a particular test that exceeds the assay range should be analyzed by another approved test method or sent to a referral laboratory. Do not dilute the sample and run it again on the Celercare V or the Pointcare V chemistry analyzer.

**【Limitations of Procedure】**

Diabetes Panel should be used with the Celercare V or the Pointcare V chemistry analyzer, and is just used for in vitro diagnosis (IVD).

As with any diagnostic test procedure, all other test procedures including the clinical status of the patient, should be considered prior to final diagnosis.

**【Performance Characteristics】**

**Accuracy**

Analyte	The relative deviation or absolute deviation should meet the following requirements (at least one)
TG	B% ≤ 15.0%
CHOL	B% ≤ 10.0%
GLU	B% ≤ 20.0%
FRU	B% ≤ 20.0%

**Batch precision**

Analyte	Coefficient of variation (≤ *)
TG	5.0%
CHOL	4.0%
GLU	5.0%
FRU	10.0%

**Inter batch precision**

Analyte	Relative Range (≤ *)
TG	10.0%
CHOL	6.0%
GLU	10.0%
FRU	10.0%

### Dynamic Ranges

Analyte	Dynamic Ranges
TG	0 ~ 9.04mmol/L
CHOL	0.5 ~ 14mmol/L
GLU	1 ~ 35mmol/L
FRU	0~ 1500 $\mu$ mol/L

### 【Notes】










Used reagent discs contain animal body fluids. Follow good laboratory safety practices when handling and disposing of used discs. See the Celercare V or the Pointcare V chemistry analyzer Operator's Manual for instructions on cleaning biohazardous spills.


The reagent discs are plastic and may crack or chip if dropped. Never use a dropped disc as it may spray biohazardous material throughout the interior of the analyzer.

Reagent beads may contain acids or caustic substances. The operator does not come into contact with the reagent beads when following the recommended procedures. The operator should avoid ingestion, skin contact, or inhalation of the reagent beads.

The diluent can be selected from purified water having a conductivity( measured at 25 $^{\circ}$ C ) greater than 10 M $\Omega$ /cm, we recommend using the sterilized water for injection to reduce discrepancies or errors in test results due to the water, and it should be prevented from being exposed to the air for a long time after opening.

### 【Symbols Used in Labelling】

Symbol	Explanation
	Veterinary use only
	Manufacturer
	Authorized representative in the European Community
	Use-by date
	Batch code
	Date of manufacture
	Consult instructions for use
	Limit of temperature
	Do not re-use

**【Manufacturer】****Tianjin MNCHIP Technologies Co., Ltd.****Add.:** 1-4F, Area, No.122 Dongting Rd, Development Zone, 300457 Tianjin P.R. China**SRN:** CN-MF-000029863**Technical support Telephone:** +86-131-6318-8628**Service email:** service@mnchip.comLearn more about MNCHIP, other products can log in: <http://www.mnchip.com>**Umedwings Netherlands B.V.****Add.:** Treubstraat 1, 2288EG, Rijswijk, the Netherlands**SRN:** NL-AR-000000444**Email:** ar@umedwings.eu