

【Product Name】

Electrolyte Profile (4+2)

【Packing Specification】

Type B: 1 Test / Disc, 10 Discs / Box.

Type B with diluent container.

【Testing Instrument】

Celercare V or Pointcare V chemistry analyzer

【Intended Use】

The Electrolyte Profile (4+2) used with the Celercare V or the Pointcare V chemistry analyzer, is intended to be used for the in vitro quantitative determination of potassium (K⁺), sodium (Na⁺), chloride (Cl⁻), total carbon dioxide (tCO₂). in heparinized whole blood, heparinized plasma, or serum in a clinical laboratory setting or point-of-care location.

The Electrolyte Profile (4+2) are used in the diagnosis of water and salt metabolism disorder.

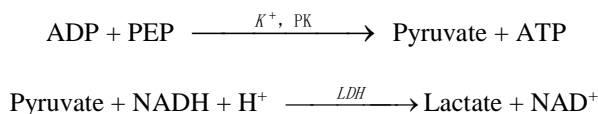
【Principles of Testing】

The Electrolyte profile (4+2) is used to quantitatively test the concentration of the 4 biochemical indicators in the sample, which is based on the spectrophotometry. The principles are as follows:

1. Potassium (K⁺)

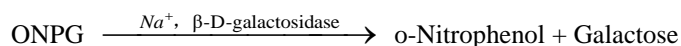
In the coupled enzyme reaction, pyruvate kinase (PK) dephosphorylates phosphoenolpyruvate (PEP) to form pyruvate. Lactate dehydrogenase (LDH) catalyzes conversion of pyruvate to lactate. Concomitantly, NADH is oxidized to NAD⁺. The rate of change in absorbance due to the conversion of NADH to NAD⁺ is directly proportional to the amount of potassium in the sample.

Interferences from other ions are minimized with the addition of some special ingredients.



2. Sodium (Na⁺)

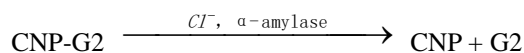
In the enzymatic reaction, β-D-galactosidase is activated by the sodium in the sample. The activated enzyme catalyzes the reaction of o-nitrophenyl-β-D-galactopyranoside (ONPG) to o-nitrophenol and galactose.



3. Chloride (Cl⁻)

The method is based on the determination of chloride-dependent activation of α-amylase activity. Deactivated α-amylase is reactivated by addition of the chloride ion. The reactivation of α-amylase activity is proportional to the concentration of chloride ion in the sample. The reactivated α-amylase converts the substrate, 2-chloro-4-nitrophenyl-β-1,4-galactopyranosylmaltoside (CNP-G2) to

2-chloro-4-nitrophenol (CNP) producing color and 1,4-galactopyranosylmaltoside. The reaction is measured bichromatically and the increase in absorbance is directly proportional to the reactivated α -amylase activity and the concentration of chloride ion in the sample.



4. Total Carbon Dioxide (tCO₂)

In the enzymatic method, the specimen is first made alkaline to convert all forms of carbon dioxide (CO₂) to bicarbonate (HCO₃⁻). Phosphoenolpyruvate (PEP) and HCO₃⁻ then react to form oxaloacetate and phosphate in the presence of phosphoenolpyruvate carboxylase (PEPC). Malate dehydrogenase (MDH) catalyzes the reaction of oxaloacetate and reduced nicotinamide adenine dinucleotide (NADH) to NAD⁺ and malate. The rate of change in absorbance due to the conversion of NADH to NAD⁺ is directly proportional to the amount of CO₂ in the sample.



The rate of change of the absorbance difference between 340 nm and 405 nm is due to the conversion of NADH to NAD⁺ and is directly proportional to the amount of ALT present in the sample.

【Principle of Operation】

Refer to the Celercare V or the Pointcare V chemistry analyzer Operator's Manual, for the Principles and Limitations of the Procedure.

【Description of Reagents】

Each Electrolyte profile (4+2) contains lyophilized test-specific reagent beads. A lyophilized blank reagent bead includes in each disc for a judgment of error 0233.

Type B is the reagent disc with diluent container.

Calibration information is included in barcode code. Please check it on the label.

The component of each Electrolyte profile (4+2) is as follows (after redissolution):

| Component | Quantity |
|------------------------------------|--------------------|
| Potassium assay reagent | 13.5 μ L |
| Sodium assay reagent | 13.5 μ L |
| Chloride assay reagent | 13.5 μ L |
| Total Carbon dioxide assay reagent | 6.6 μ L |
| Stabilizer | Appropriate amount |

【Storage】

Store reagent discs in their sealed pouches at a temperature of 2-8°C (36-46°F). Do not expose opened or unopened discs to direct sunlight or temperatures exceeding 32°C (90°F). Reagent discs may be used until the expiration date indicated on the package, which is also encoded in the unique code printed on the sealing pouch.

A torn or damaged pouch may allow moisture to reach the unused disc, adversely affecting its

performance. Therefore, do not use any disc from a damaged pouch.

【Sample Requirements】

Sample collection techniques are described in the “Sample requirement” section of the Celercare V or the Pointcare V-chemistry analyzer Operator’s Manual.

The required sample usage is 100 μ L of lithium heparin plasma, serum or quality controls. Whole blood samples collected by venipuncture must be homogeneous before transferring the sample to a reagent disc.

At the same time, it is necessary to carry out the test within 60 minutes. Before taking the test, shake the lithium heparin blood collection tube gently upside down several times.

The test was started within 10 minutes after transferring the sample to the reagent disc.

【Interfering Substances】

Studies on known drugs or chemicals have found that when the interfering substances contained in the sample exceed the contents in the table below, the final test results are affected.

| Analyte | Interfering substances concentration (\leq) | | | | | | | | |
|------------------|---|---------------------|---------------------|--------------------|--------------------|-------------------------|------------------------------|----------------------------|----------------------------|
| | Bilirubin mg/dL | Intralipid mg/dL | Hemoglobin mg/dL | Vitamin C mg/dL | Pyruvate mmol/L | Creatine μ mol/L | NH ₄ Cl mmol/L | Ca ²⁺ mmol/L | Mg ²⁺ mmol/L |
| K ⁺ | 16 | 150 | 50 | 75 | — | — | — | — | — |
| Na ⁺ | 10 | 150 | 50 | 75 | — | — | — | — | — |
| Cl ⁻ | 18 | 210 | 50 | 75 | — | — | — | — | — |
| tCO ₂ | 45 | 525 | 250 | 75 | — | — | — | — | — |

【Procedure】

■ Materials Provided

Electrolyte profile (4+2)

Celercare V or Pointcare V chemistry analyzer

Please tear off the aluminum strip before using Type B.

Transfer pipettes (fixed volume 100 μ L for sample) and tips

■ Test Procedure

The complete sample collection and step-by-step operating procedures are detailed in the Operator’s Manual for the Celercare V or Pointcare V chemistry analyzer.

■ Calibration

Each batch of reagent is calibrated using Randox standard serum to obtain the disc-specific calibration parameters before shipment.

The calibration parameters stored in the two-dimensional code printed on the sealed pouch are provided to analyzer at the time of scanning the code.

Refer to the Operator’s Manual for specific information.

■ Quality Control

Refer to Operator’s Manual of the Celercare V or the Pointcare V chemistry analyzer. Performance of the Celercare V or the Pointcare V chemistry analyzer can be verified by running controls. For a list of approved quality control materials with acceptance ranges, please consult the manual.

If control results are out of range, repeat one time. If still out of range, call MNCHIP customer service or local distributors for technical support. Do not report the results if controls are outside their labeled limits.

■ Results

The Celercare V or the Pointcare V chemistry analyzer automatically calculates and prints the analyte concentrations in the sample. Details regarding endpoint and rate reaction calculations can be found in the Celercare V or the Pointcare V chemistry analyzer Operator’s Manual.

【Normal Reference Ranges】

These ranges are provided as a guideline only. It is recommended that your office or institution establish normal ranges for your particular patient population.

| Analyte | SI Units | Common Units |
|------------------|-----------------------|-----------------------|
| K ⁺ | Dog: 3.7 ~ 5.8mmol/L; | Dog: 3.7 ~ 5.8mmol/L; |
| | Cat: 3.7 ~ 5.8mmol/L | Cat: 3.7 ~ 5.8mmol/L |
| Na ⁺ | Dog: 138 ~ 160mmol/L; | Dog: 138 ~ 160mmol/L; |
| | Cat: 142 ~ 164mmol/L | Cat: 142 ~ 164mmol/L |
| Cl ⁻ | Dog: 106 ~ 130mmol/L; | Dog: 106 ~ 130mmol/L; |
| | Cat: 100 ~ 126mmol/L | Cat: 100 ~ 126mmol/L |
| tCO ₂ | Dog: 12 ~ 27mmol/L; | Dog: 12 ~ 27mmol/L; |
| | Cat: 15 ~ 24mmol/L | Cat: 15 ~ 24mmol/L |

【Interpretation of Results】

Physiological interferents, such as hemolysis, icterus, and lipemia, can cause changes in the reported concentrations of certain analytes. Sample indices are printed at the bottom of each printout to inform the operator about any abnormalities in the sample. The operator should take care to avoid hemolysis caused by improper blood collection techniques.

The Celercare V or the Pointcare V chemistry analyzer suppresses any results that are affected by >10% interference from hemolysis, lipemia or icterus. “HEM”, “LIP”, or “ICT” respectively, is printed on the printout in place of the result.

For the same sample, the potassium result of using plasma is 0.2 - 0.5 mmol/L lower than those using serum. The potassium assay is a coupled pyruvate kinase (PK) / lactate dehydrogenase (LDH) assay. Therefore, in cases of extreme muscle trauma or highly elevated levels of creatine kinase (CK), The Celercare V or the Pointcare V chemistry analyzer may report a falsely elevated potassium (K⁺) value. In such cases, unexpected high potassium recoveries need to be confirmed utilizing a different methodology.

Any result for a particular test that exceeds the assay range should be analyzed by another approved test method or sent to a referral laboratory. Do not dilute the sample and run it again on the Celercare V or the Pointcare V chemistry analyzer.

【Limitations of Procedure】

The Electrolyte profile (4+2) should be used with the Celercare V or the Pointcare V chemistry analyzer, and is just used for in vitro diagnosis (IVD).

As with any diagnostic test procedure, all other test procedures including the clinical status of the patient, should be considered prior to final diagnosis.

【Performance Characteristics】

Accuracy

| Analyte | The relative deviation or absolute deviation should meet the following requirements |
|------------------|---|
| K ⁺ | B% ≤ 15.0% |
| Na ⁺ | B% ≤ 15.0% |
| Cl ⁻ | B% ≤ 15.0% |
| tCO ₂ | B% ≤ 10.0% |

Batch precision

| Analyte | Coefficient of variation (≤ *) |
|------------------|--------------------------------|
| K ⁺ | 5.0% |
| Na ⁺ | 5.0% |
| Cl ⁻ | 5.0% |
| tCO ₂ | 5.0% |

Inter batch precision

| Analyte | Relative Range (≤ *) |
|------------------|----------------------|
| K ⁺ | 10.0% |
| Na ⁺ | 10.0% |
| Cl ⁻ | 10.0% |
| tCO ₂ | 10.0% |

Dynamic Ranges

| Analyte | Dynamic Ranges |
|------------------|----------------|
| K ⁺ | 1 ~ 8 mmol/L |
| Na ⁺ | 90 ~ 170mmol/L |
| Cl ⁻ | 60 ~ 140mmol/L |
| tCO ₂ | 10 ~ 35mmol/L |

【Notes】




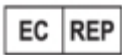






Used reagent discs contain animal body fluids. It is essential to follow good laboratory safety practices when handling and disposing of these used discs. For instructions on cleaning biohazardous spills, refer to the Celercare V or Pointcare V chemistry analyzer Operator's Manual.

The reagent discs are made of plastic and may crack or chip if dropped. Never use a disc that has been dropped, as it may spray biohazardous material throughout the interior of the analyzer.

Reagent beads may contain acids or caustic substances. Operators do not come into contact with the

reagent beads when following the recommended procedures. It is important to avoid ingestion, skin contact, or inhalation of the reagent beads.

【Symbols Used in Labelling】

| Symbol | Explanation |
|---|---|
|  | Veterinary use only |
|  | Manufacturer |
|  | Unique device identifier |
|  | Authorized representative in the European Community |
|  | Use-by date |
|  | Batch code |
|  | Date of manufacture |
|  | Consult instructions for use |
|  | Limit of temperature |
|  | Do not re-use |

【Manufacturer】



Tianjin MNCHIP Technologies Co., Ltd.

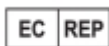
Add.: 1-4F, Area, No.122 Dongting Rd, Development Zone, 300457 Tianjin P.R. China

SRN: CN-MF-000029863

Technical support Telephone: +86-131-6318-8628

Service email: service@mnchip.com

Learn more about MNCHIP, other products can log in: <http://www.mnchip.com>



Umedwings Netherlands B.V.

Add.: Treubstraat 1, 2288EG, Rijswijk, the Netherlands

SRN: NL-AR-000000444

Email: ar@umedwings.eu